

TRUCK AND BUS RADIAL

PRODUCT RANGE



DRIVING A
GREENER
FUTURE

RADAR[®]
TYRES

INDEX

INTRODUCTION	2
APPLICATION CHART	2

PRODUCT RANGE

REGIONAL

ALL POSITION – R/A-01	3
STEER – R/F-01	4
DRIVE – R/D-01	5
TRAILER – R/T-01	6








ON/OFF

ALL POSITION – X/A-01, X/A-02	7-8
DRIVE – X/D-01	9

INTRODUCTION

Radar Tyres is a design-driven brand, offering safety, performance and sustainability for all. Our mission is to make vehicle ownership accessible to all, by offering fitments with a unique combination of technology and sustainability, designed and engineered without compromise. Our truck tyres deliver a unique combination of high mileage and well balanced driving characteristics. We know the long distances drivers often need to cover, tight deadlines, unexpected and demanding situations on and off the road. That's why it is essential to have a reliable partner who helps you face the daily challenges with confidence. Radar Tyres is the embodiment of quality and technological innovation by Omni United.

APPLICATION CHART

	ALL POSITION	STEER	DRIVE	TRAILER
REGIONAL	 R/A-01	 R/F-01	 R/D-01	 R/T-01
ON/OFF	ALL POSITION		DRIVE	
	 X/A-01	 X/A-02	 X/D-01	

R/A-01



PROLONGED TREAD LIFE AND EVEN WEAR

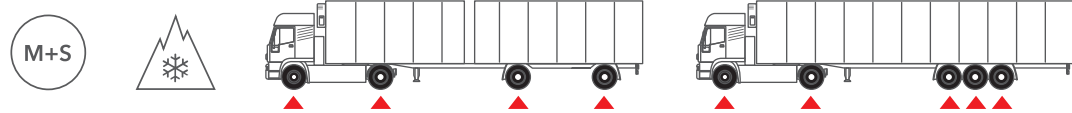
- Shoulder sipes reduce heat build-up, prevent irregular wear and prolong tread life.

GOOD HANDLING AND AQUAPLANING RESISTANCE

- Stiff 5-rib pattern design enables great handling properties and aquaplaning resistance.

REDUCED STONE ENTRAPMENT IN THE GROOVES

- Alternating groove design prevents stones from getting stuck in the grooves and protect casing from damage.



RIM	SIZE	LOAD INDEX	SPEED RATING	APPROVED RIM RANGE	OVERALL DIAMETER (MM)	OVERALL WIDTH (MM)	TREAD DEPTH (MM)
17.5	215/75R17.5	135/133	L	(6.0)-6.75	767	211	12.5
17.5	235/75R17.5	132/130	M	(6.75)-7.5	797	233	12.5
17.5	245/70R17.5	136/134	M	6.75-(7.5)	789	248	12.5
19.5	245/70R19.5	141/140	M	6.75-(7.5)	839	248	14.0

LI/SR – LOAD INDEX/SPEED RATING, L.R. – LOAD RANGE, ▲ – PRIMARY APPLICATION, △ – SECONDARY APPLICATION, (M+S) – MUD AND SNOW, – 3 PEAK MOUNTAIN SNOWFLAKE, – FUEL EFFICIENCY, – WET GRIP, – NOISE

R/F-01



OUTSTANDING TRACTION ON HIGHWAYS AND EVEN WEAR

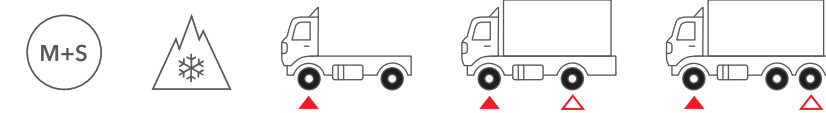
- Miniature sipes on groove edge combined with square shoulder profile

IMPROVED AQUAPLANING RESISTANCE AND HANDLING PERFORMANCE

- Wide longitudinal grooves

INCREASED PROTECTION OF TYRE CONSTRUCTION

- Stone-ejector-technology reduces the lodging and drilling of stones into the tread



RIM	SIZE	LOAD INDEX	SPEED RATING	APPROVED RIM RANGE	OVERALL DIAMETER (MM)	OVERALL WIDTH (MM)	TREAD DEPTH (MM)
22.5	295/80R22.5	154/149	M	8.25 - 9.00	1044	298	15.0
22.5	315/70R22.5	156/150	L	9.00-9.75	1014	312	15.0
22.5	315/80R22.5	156/150 (154/150)	L (M)	9.00-9.75	1076	312	15.0

LI/SR – LOAD INDEX/SPEED RATING, L.R. – LOAD RANGE, ▲ – PRIMARY APPLICATION, △ – SECONDARY APPLICATION, (M+S) – MUD AND SNOW, – 3 PEAK MOUNTAIN SNOWFLAKE, – FUEL EFFICIENCY, – WET GRIP, – NOISE, * = COMING SOON

R/D-01



IMPROVED STABILITY AND EVEN WEAR

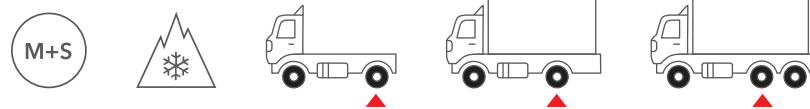
- Tie-bars between tread blocks

HIGH MILEAGE AND DURABILITY

- Wide tread blocks combined with high tread depth

IMPROVED AQUAPLANING RESISTANCE AND EXCELLENT TRACTION

- Deep grooves with high-density transverse design



RIM	SIZE	LOAD INDEX	SPEED RATING	APPROVED RIM RANGE	OVERALL DIAMETER (MM)	OVERALL WIDTH (MM)	TREAD DEPTH (MM)
17.5	215/75R17.5	126/124	M	(6.0)-6.75	767	211	15.0
17.5	235/75R17.5	132/130	M	(6.75)-7.5	797	233	16.0
17.5	245/70R17.5	136/134	M	6.75-(7.5)	789	248	16.0
22.5	295/80R22.5	152/148	M	8.25 - 9.00	1044	298	20.0
22.5	315/70R22.5	154/150	L	9.00-9.75	1014	312	21.0
22.5	315/80R22.5	156/150 (154/150)	L (M)	9.00-9.75	1076	312	21.0

LI/SR – LOAD INDEX/SPEED RATING, L.R. – LOAD RANGE, ▲ – PRIMARY APPLICATION, △ – SECONDARY APPLICATION, (M+S) – MUD AND SNOW, ❄️ – 3 PEAK MOUNTAIN SNOWFLAKE, ⚙️ – FUEL EFFICIENCY, 🌧️ – WET GRIP, 📢 – NOISE, * = COMING SOON

R/T-01



INCREASED AQUAPLANING RESISTANCE AND EXCELLENT WET AND DRY GRIP

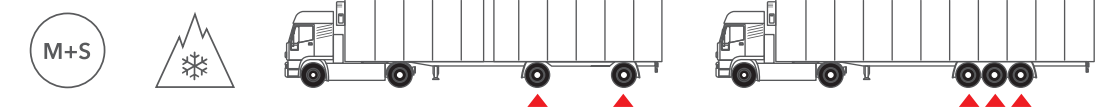
- 4 longitudinal zig-zag grooves

IMPROVED STABILITY AND EVEN WEAR

- Wide shoulder design combined with a wide contact patch

IMPROVED FUEL EFFICIENCY

- Continuous tread pattern design with siping that reduces heat build up and lowers rolling resistance



RIM	SIZE	LOAD INDEX	SPEED RATING	APPROVED RIM RANGE	OVERALL DIAMETER (MM)	OVERALL WIDTH (MM)	TREAD DEPTH (MM)
17.5	215/75R17.5	136/134	J	(6.0)-6.75	767	211	12.5
17.5	235/75R17.5	143/141 (145)	J (F)	(6.75)-7.5	797	233	12.5
17.5	245/70R17.5	143/141 (146)	J (F)	6.75-(7.5)	789	248	12.5
22.5	385/55R22.5	160	K	11.75-12.25	996	386	16.0
22.5	385/65R22.5	164	K	11.75-12.25	1072	389	15.0

LI/SR – LOAD INDEX/SPEED RATING, L.R. – LOAD RANGE, ▲ – PRIMARY APPLICATION, △ – SECONDARY APPLICATION, (M+S) – MUD AND SNOW, ❄️ – 3 PEAK MOUNTAIN SNOWFLAKE, ⚙️ – FUEL EFFICIENCY, 🌧️ – WET GRIP, 📢 – NOISE, * = COMING SOON

X/A-01



ON AND OFF-ROAD CAPABILITIES

- Hybrid block and rib design provides traction on both on and off-road conditions

HIGH MILEAGE

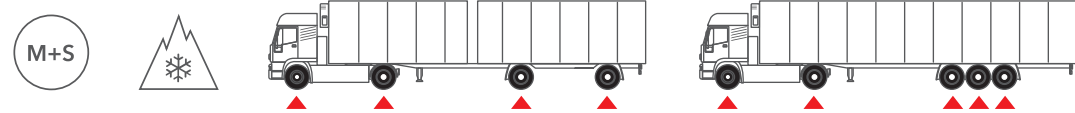
- Combination of high tread depth and tread width enable higher overall mileage

EVEN WEAR AND HIGH TRACTION

- Wear optimised open shoulder blocks with tie-bars prevent irregular wear and excellent traction in on and off-road conditions

RESISTANCE TO PUNCTURES AND CASING DAMAGE

- Stone ejectors ensure that the stones are removed to prevent punctures and damage to the casing



RIM	SIZE	LOAD INDEX	SPEED RATING	APPROVED RIM RANGE	OVERALL DIAMETER (MM)	OVERALL WIDTH (MM)	TREAD DEPTH (MM)
22.5	385/65R22.5	164	K	11.75 - 12.25	1072	389	15.2

X/A-02



HIGH MILEAGE AND RETREADABILITY

- Rugged four-rib design with special groove shape combats stone retention for high mileage and retreadability

RESISTANCE TO PUNCTURES AND CASING DAMAGE

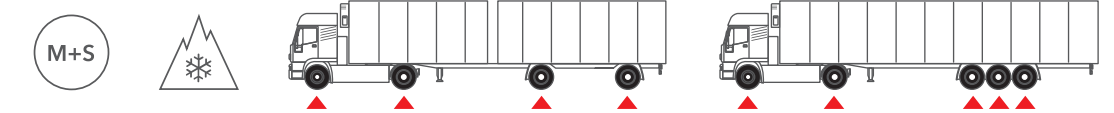
- V-channels and groove protectors protect the casing against stone retention, stone-drilling and subsequently casing damage

COOLER RUNNING FOR LONGER TREAD LIFE

- Shoulder lugs provide grip and reduce heat build-up, prolonging the life of the tread

ALL POSITION USE

- Combination of rib design with aggressive zigzag grooves for true all-position use



RIM	SIZE	LOAD INDEX	SPEED RATING	APPROVED RIM RANGE	OVERALL DIAMETER (MM)	OVERALL WIDTH (MM)	TREAD DEPTH (MM)
22.5	13R22.5	156/150	K	9.00 - 9.75	1124	320	18.0
22.5	315/80R22.5	156/150	K	9.00 - 9.75	1076	312	15.9

X/D-01



HIGH MILEAGE

- Wide tread enables low surface pressure for higher overall mileage

ENHANCED TRACTION AND EVEN WEAR

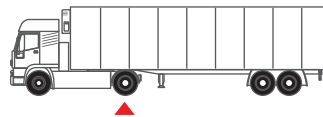
- Optimised tread block pattern design

RESISTANCE TO PUNCTURES AND CASING DAMAGE

- Stone ejectors ensure that the stones are removed to prevent punctures and damage to the casing

OFF-ROAD CAPABILITY

- Aggressive shoulder blocks provide grip and traction also in off-road conditions



RIM	SIZE	LOAD INDEX	SPEED RATING	APPROVED RIM RANGE	OVERALL DIAMETER (MM)	OVERALL WIDTH (MM)	TREAD DEPTH (MM)
22.5	13R22.5	156/150	K	9.00 - 9.75	1124	320	23.0
22.5	315/80R22.5	156/150	K	9.00 - 9.75	1076	312	23.0

LI/SR – LOAD INDEX/SPEED RATING, L.R. – LOAD RANGE, ▲ – PRIMARY APPLICATION, △ – SECONDARY APPLICATION, (M+S) – MUD AND SNOW, – 3 PEAK MOUNTAIN SNOWFLAKE, – FUEL EFFICIENCY, – WET GRIP, – NOISE



Omni United (S) Pte Ltd

www.omni-united.com | info@omni-united.com